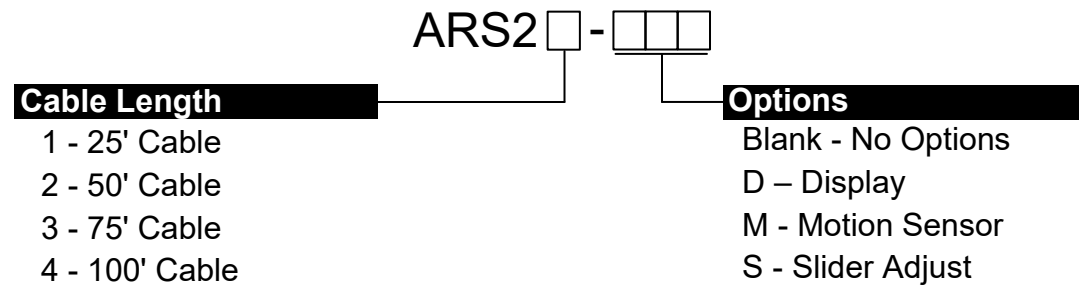
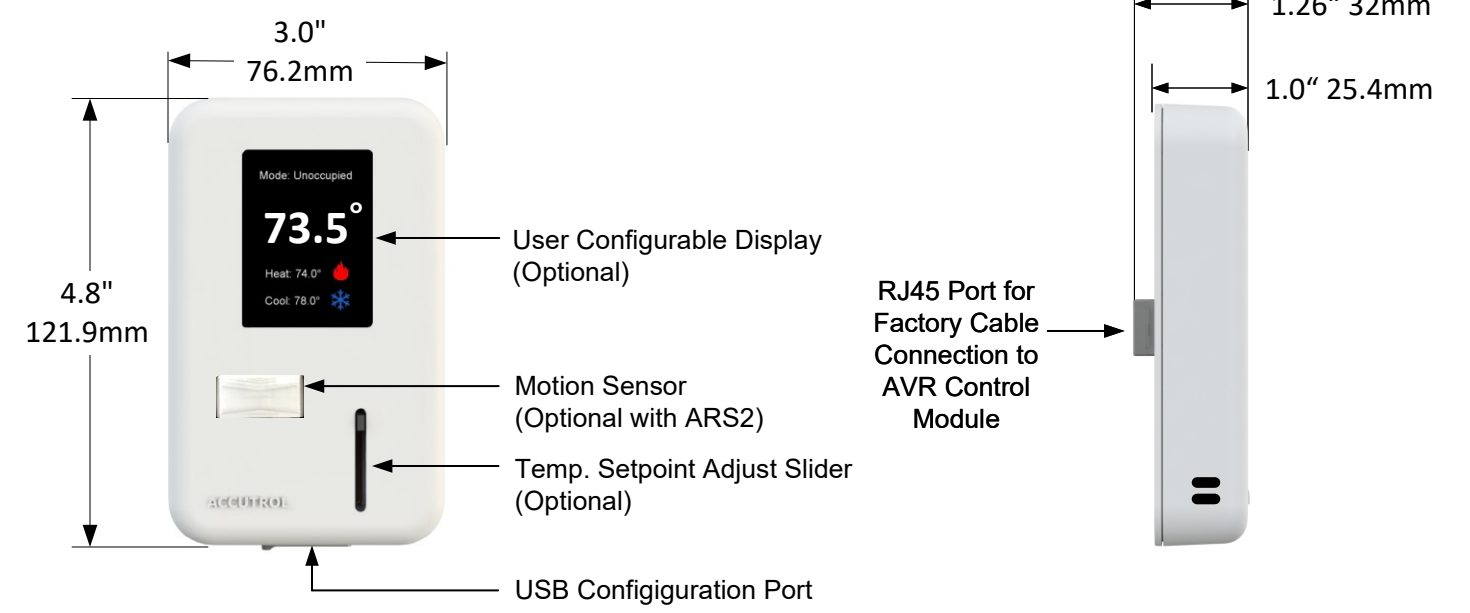


# ACCUTROL ROOM SENSOR SUBMITTAL

The ARS2 is a wall-mounted air temperature and relative humidity sensor that is designed to be used exclusively with the AVR AccuValve® airflow and temperature control system. The ARS2 is provided with 2 mounting screws and a prefabricated factory-cable for connecting directly to the AVR Control Valve.

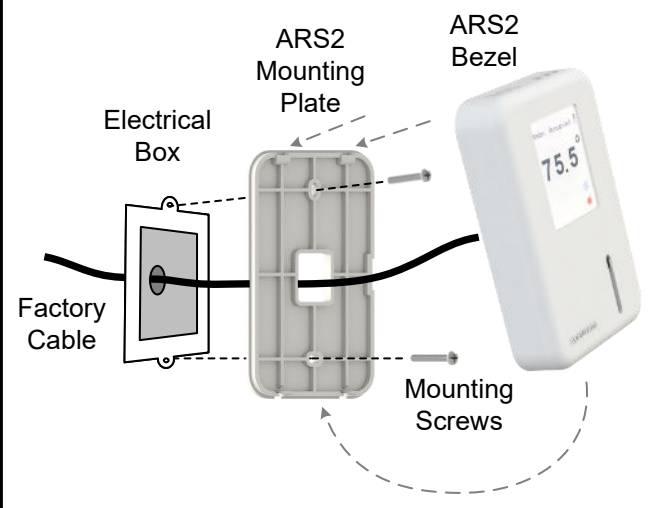


## DIMENSIONS & FEATURES:



## INSTALLATION

- Select Location:** The ARS2 should be located on an interior wall within the room which it is controlling. Do not install ARS2 in a location that receives; direct sunlight, drafts from supply diffusers, doors, windows, or near heat generating equipment.  
**Note:** If the motion sensor option is provided be sure to select location that is within the sensors line of sight.
- Feed factory-cable into the back of the electrical box and through the hole on the mounting plate.



- Position the mounting plate so the "up" indicator is pointing upwards and secure to the electrical box using the two screws provided. (Do not over tighten screws)
- Plug the factory cable into the RJ-45 connector located on the back of the ARS2.
- Install the bezel onto the mounting plate by hooking to top of the bezel over the two tabs located on the top of the mounting plate then rotating the bottom of the bezel to the mounting plate until it snaps in place.
- Plug the other end of the cable into the AVR AccuValve control module's device port.

## SPECIFICATIONS

**Electrical:**  
 Plenum-rated shielded factory cable connected to AVR provides all power and signal connections

|                                     |  |
|-------------------------------------|--|
| <b>Temperature Measurement:</b>     | <b>Relative Humidity Measurement (ARS2 Model):</b> |
| Range: 32°F to +132°F (0°C to 56°C) | Range: 0 to 100% RH                                |
| Resolution: 0.02°F (0.01°C)         | Resolution: 0.02% RH                               |
| Accuracy: ± 0.25°F (± 0.14°C)       | Accuracy: ± 2% Typical, ± 2.5% Max                 |

**Environmental:**  
 Operating: 32°F to +132°F (0°C to 56°C)  
 Storage: -40°F to +165°F (-40°C to 74°C)

**Enclosure and Mounting Plate Material:**  
 ABS Plastic, UL94 V-0, RoHS compliant

**Optional Display:**  
 2.27" (57.7mm) color graphics liquid crystal display with an LED backlight  
 Max displayed temperature is 99.5 degrees  
 Minimum display resolution is 0.5 degrees

**Optional Slider:**  
 Adjust room temperature setpoint by a slide potentiometer

**Optional Motion Sensor:**  
 Horizontal wide field of view PIR (passive infrared) sensor  
 Detection distance up to 16.4 ft (5m)

**Configuration Port:** (Connect to PC with AccuValve Insight Software Only)  
 USB Type C protected by removable rubber plug  
 All configuration settings for the AVR are programmed through the AccuValve Insight software

|            |                    |        |        |
|------------|--------------------|--------|--------|
| DWG. NO:   | ARS2 SUBMITTAL DWG |        |        |
| REVISION:  | F                  | ECN:   | 3026   |
| REV. DATE: | 10-24-24           | SHEET: | 1 OF 1 |